


PATIENT RECORD 2016

Month	New	Old	Total	Day	Avg
Jan	5240	6135	11375	25	455
Feb	5190	6110	11300	25	452
Mar	4904	6396	11300	25	454
April	4876	6824	11700	26	450
May	4902	6850	11752	26	452
June	4840	7016	11856	26	456
July	4990	6260	11250	25	450
Aug	5140	5732	10872	24	453
Sept	4790	6610	11400	25	456
Oct	5310	5086	10396	23	452
Nov	5220	6080	11300	25	452
Dec	4850	6425	11275	25	451



 DIRECTOR PRINCIPAL
 SURENDRA DENTAL COLLEGE
 & RESEARCH INSTITUTE
 SRI GANGANAGAR (RAJ)

PATIENT RECORD 2017					
Month	New	Old	Total	Day	Avg
Jan	4790	6510	11300	25	452
Feb	5340	5580	10920	24	455
Mar	5120	6658	11778	26	453
April	5090	5758	10848	24	452
May	5220	6930	12150	27	450
June	4997	6353	11350	25	454
July	4720	6980	11700	26	450
Aug	4690	6585	11275	25	451
Sept	5150	5818	10968	24	457
Oct	5240	5248	10488	23	456
Nov	5100	6225	11325	25	453
Dec	5350	5498	10848	24	452


 DIRECTOR PRINCIPAL
 SURENDRA DENTAL COLLEGE
 & RESEARCH INSTITUTE
 SRI GANGANAGAR (RAJ)

PATIENT RECORD 2018


Month	New	Old	Total	Day	Avg
Jan	5250	6320	11570	26	445
Feb	4550	5731	10281	23	447
Mar	5120	6130	11250	25	450
April	5230	6070	11300	25	452
May	4790	7441	12231	27	453
June	4800	6550	11350	25	454
July	5150	6524	11674	26	449
Aug	5320	6005	11325	25	453
Sept	4990	5762	10752	24	448
Oct	5300	5950	11250	25	450
Nov	5140	4848	9988	22	454
Dec	4820	6555	11375	25	455


 DIRECTOR PRINCIPAL
 SURENDRA DENTAL COLLEGE
 & RESEARCH INSTITUTE
 SRI GANGANAGAR (RAJ)

PATIENT RECORD 2019					
Month	New	Old	Total	Day	Avg
Jan	5220	6376	11596	26	446
Feb	4950	5778	10728	24	447
Mar	5100	5676	10776	24	449
April	5340	5960	11300	25	452
May	5450	6808	12258	27	454
June	4930	5990	10920	24	455
July	5320	6992	12312	27	456
Aug	4900	5867	10776	24	449
Sept	5020	5780	10800	24	450
Oct	4740	6108	10848	24	452
Nov	5060	8540	13600	25	444
Dec	5170	6080	11250	25	450



 DIRECTOR PRINCIPAL
 SURENDRA DENTAL COLLEGE
 & RESEARCH INSTITUTE
 SRI GANGANAGAR (RAJ)

PATIENT RECORD 2020					
Month	New	Old	Total	Day	Avg
Jan	5290	6462	11752	26	452
Feb	4680	6144	10824	24	451
Mar	2350	3900	7650	17	450
April	0	0	0	0	0
May	470	530	1000	25	40
June	620	940	1560	26	60
July	940	1220	2160	27	80
Aug	1160	1370	2530	23	110
Sept	1890	2270	4160	26	160
Oct	2850	3250	6100	25	244
Nov	2500	3204	5704	23	248
Dec	3350	3410	6760	26	260


 DIRECTOR PRINCIPAL
 SURENDRA DENTAL COLLEGE
 & RESEARCH INSTITUTE
 SRI GANGANAGAR (RAJ)

PATIENT RECORD 2021

Month	New	Old	Total	No. of Days	Average
January	4220	4530	8750	25	350
February	4315	4325	8640	24	360
March	4139	5195	9334	26	359
April	4021	5104	9125	25	365
May	3990	5260	9250	25	370
June	4241	5431	9672	26	372
July	4320	5040	9360	26	360
August	4220	4660	8860	24	370
September	4135	5381	9516	26	366
October	4190	4389	8579	23	373
November	4280	4253	8533	23	371
December	3900	5850	9750	26	375


DIRECTOR PRINCIPAL
SURENDRA DENTAL COLLEGE
& RESEARCH INSTITUTE
SRI GANGANAGAR (RAJ)